

ORACLE®

Change Drivers

- Can we move our workforce rapidly?
- Can we integrate global processes?

- Are we able to define the processes unique to our competency?

- Can supply meet demand in less than 18 months?
- If no, do we have alternatives?

DEMAND

SUPPLY

Global Workforce & Smart sourcing

- Move Workforce in a "follow the sun" mode
- D/R
- Smart sourcing

Consolidation Standardization Automation

- Operations Std
- Business Auto.
- Demand Grid

Maturity Level

- Defined
- Repeatable
- Controlled
- Audited

Extended Business Reach

- Integrate with Business Partners
- Process Integration

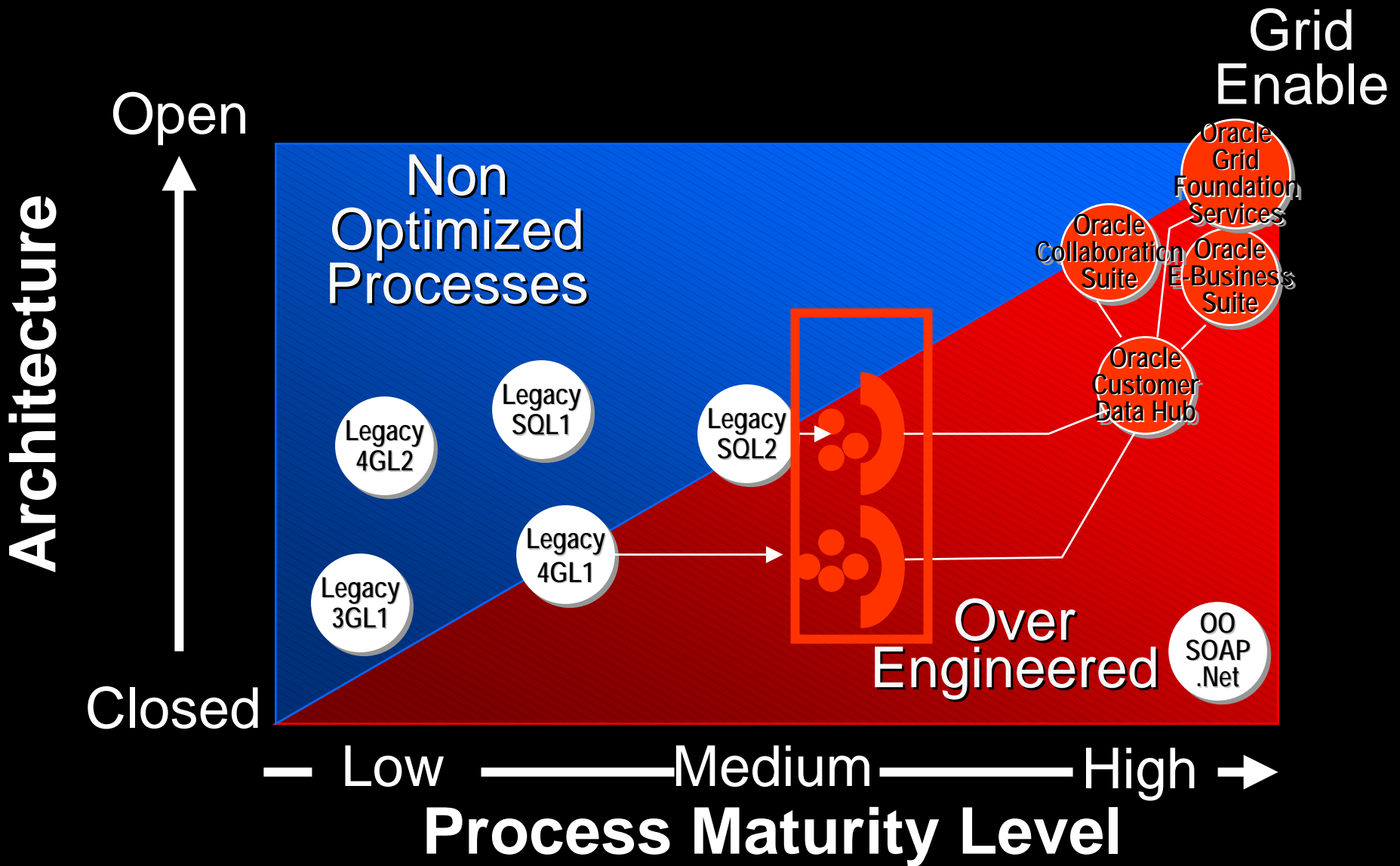
E-Business

- Self-Service
- CRM
- B.I, DW, DM
- ERP
- Internet Proc.

- Are we enabling consolidation of resources?
- Are we standardizing for better automation?

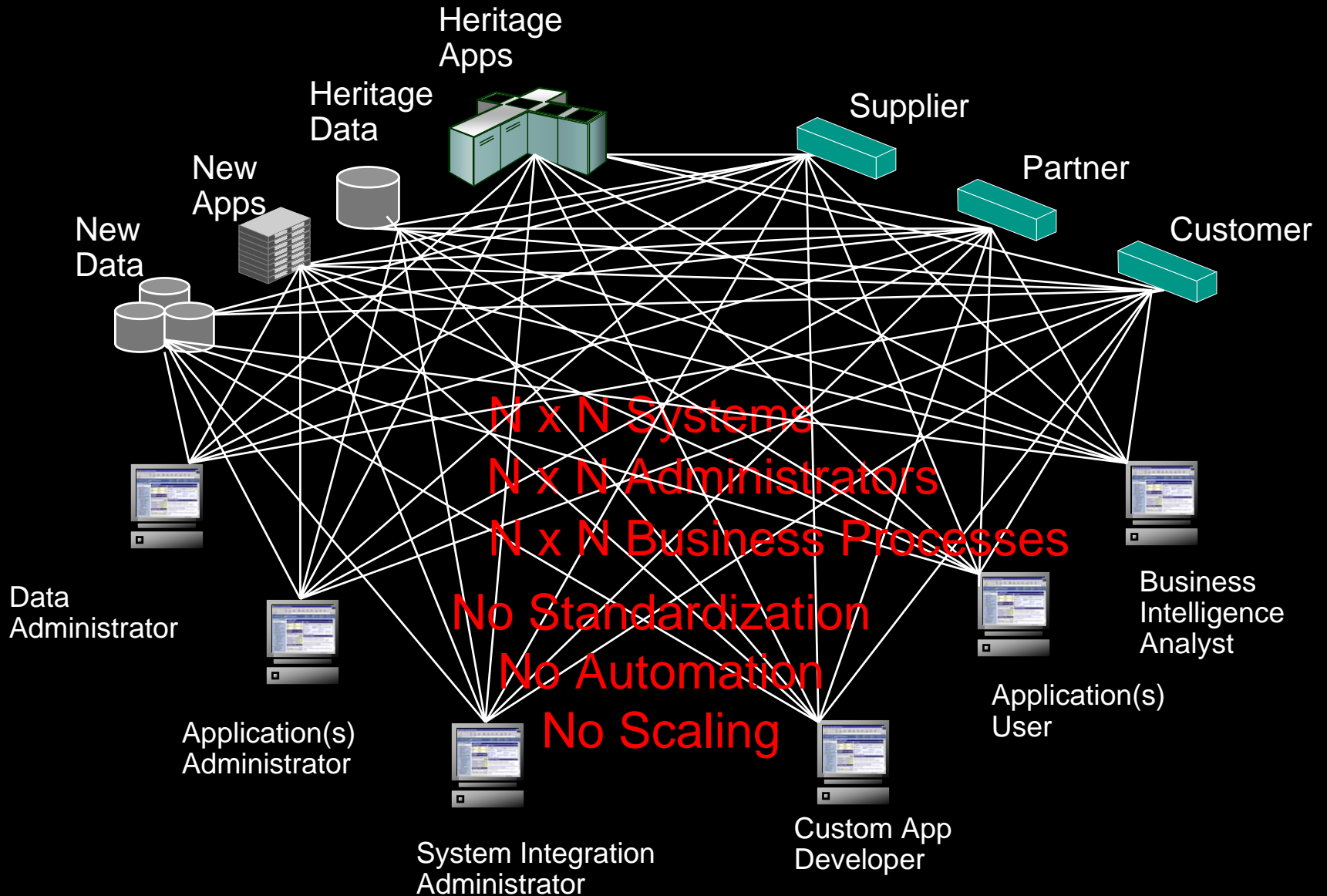
- Should we partner?
- Will our core legacy apps be able to connect with the business partner?

Mainframe Transformation Directions

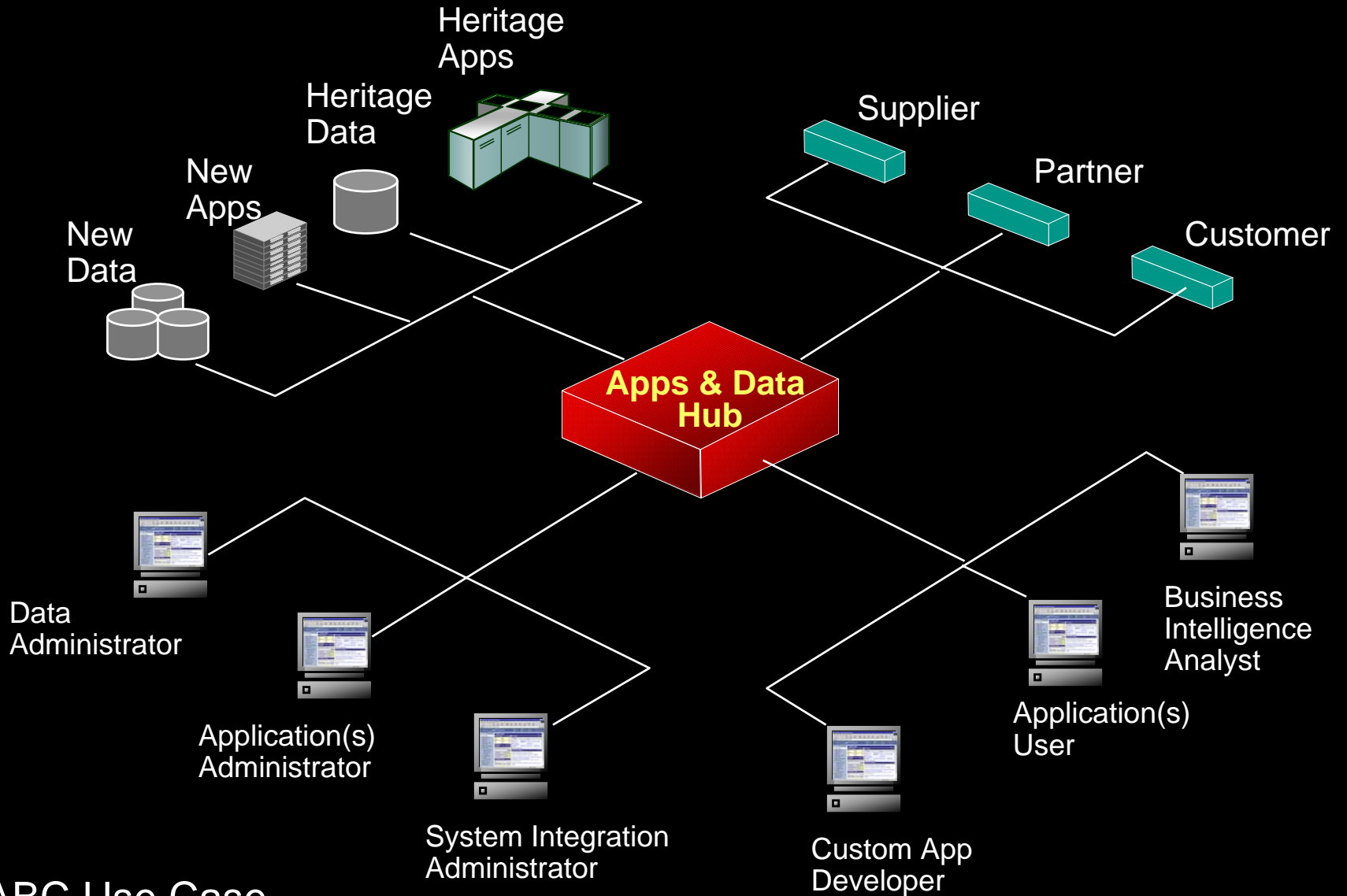


High Level Overview

From N x N “Point-To-Point”

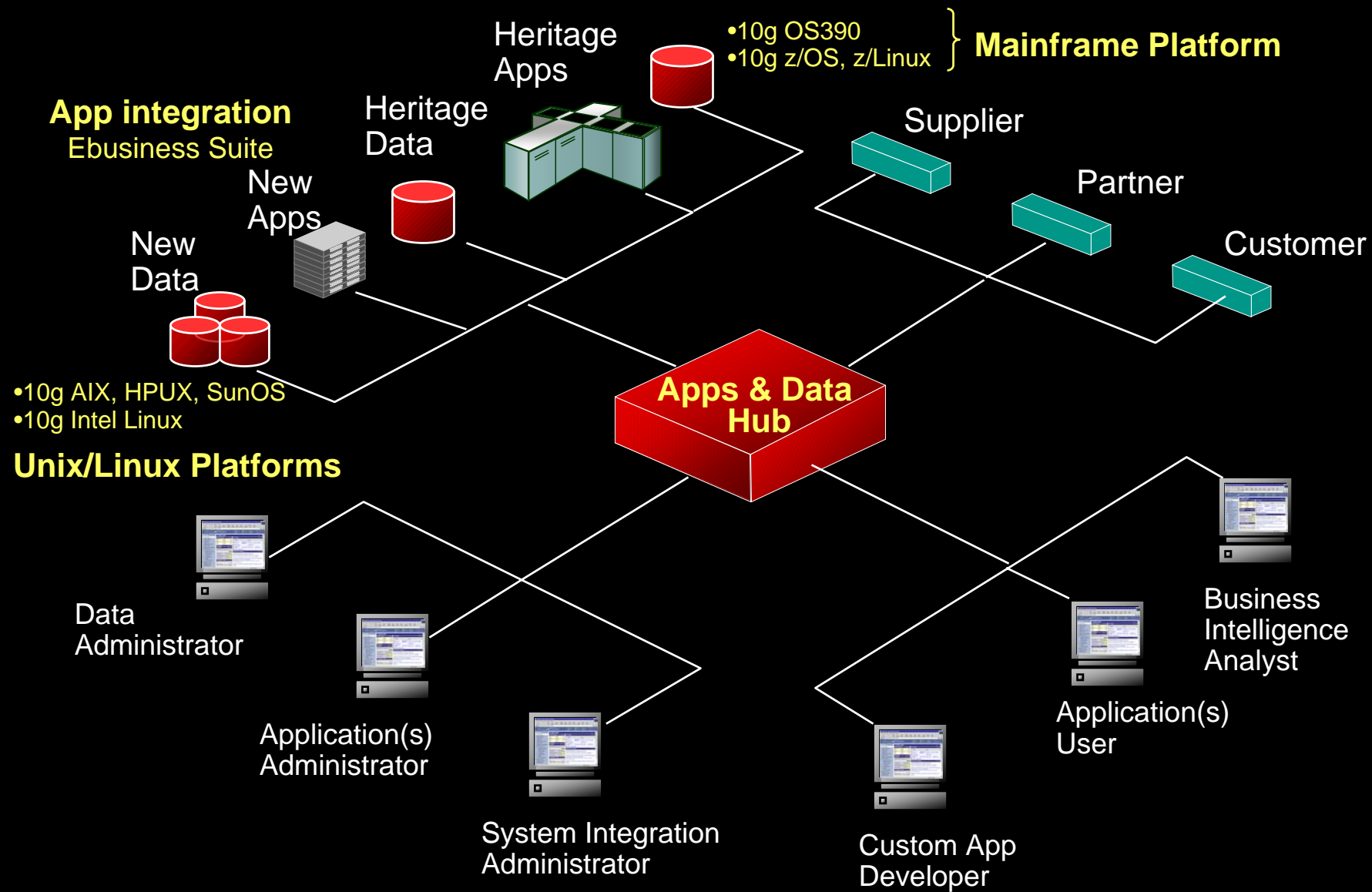


To "Hub & Spoke"

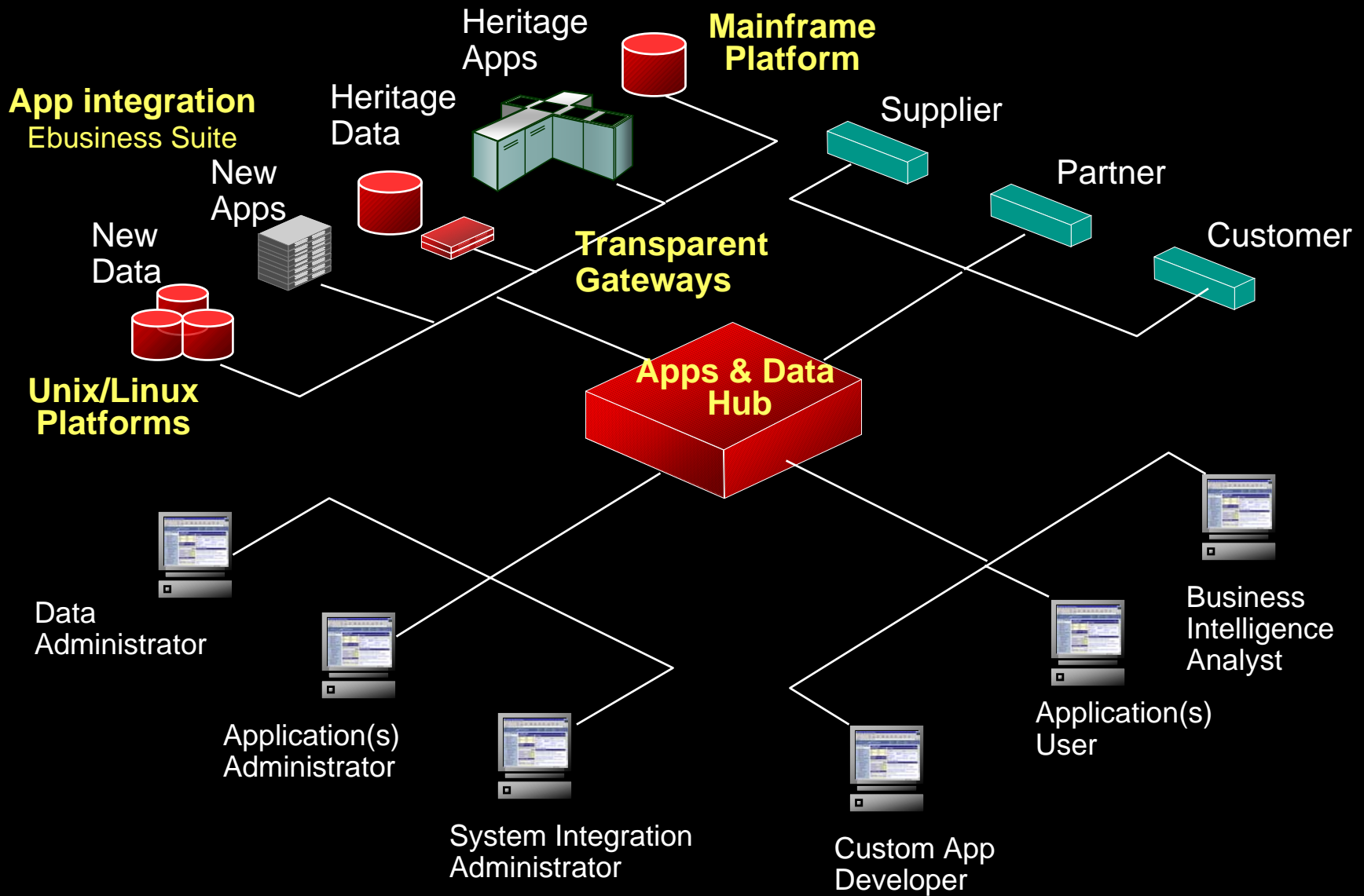


ABC Use Case

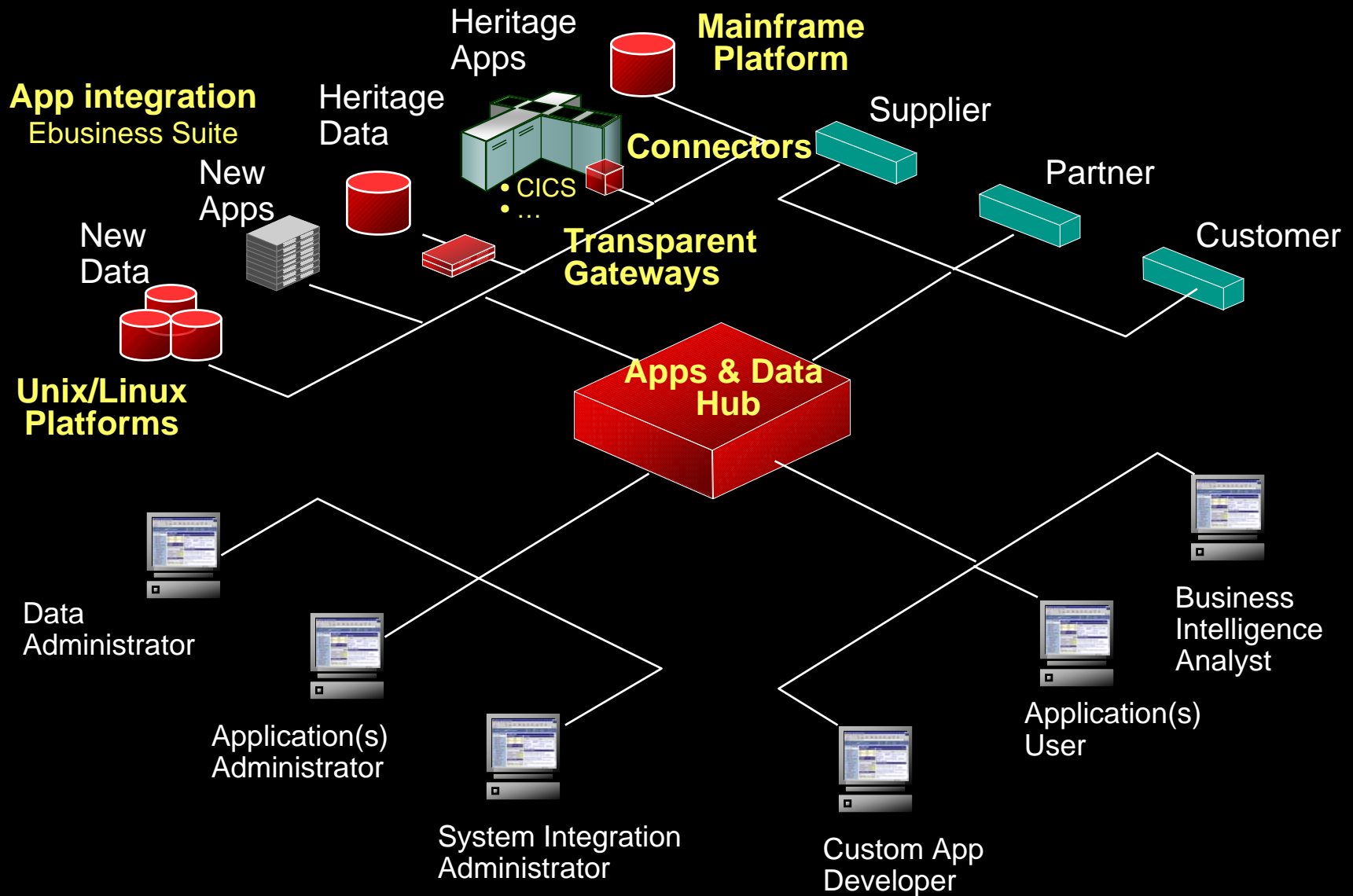
Connecting heterogeneous Data and Platforms



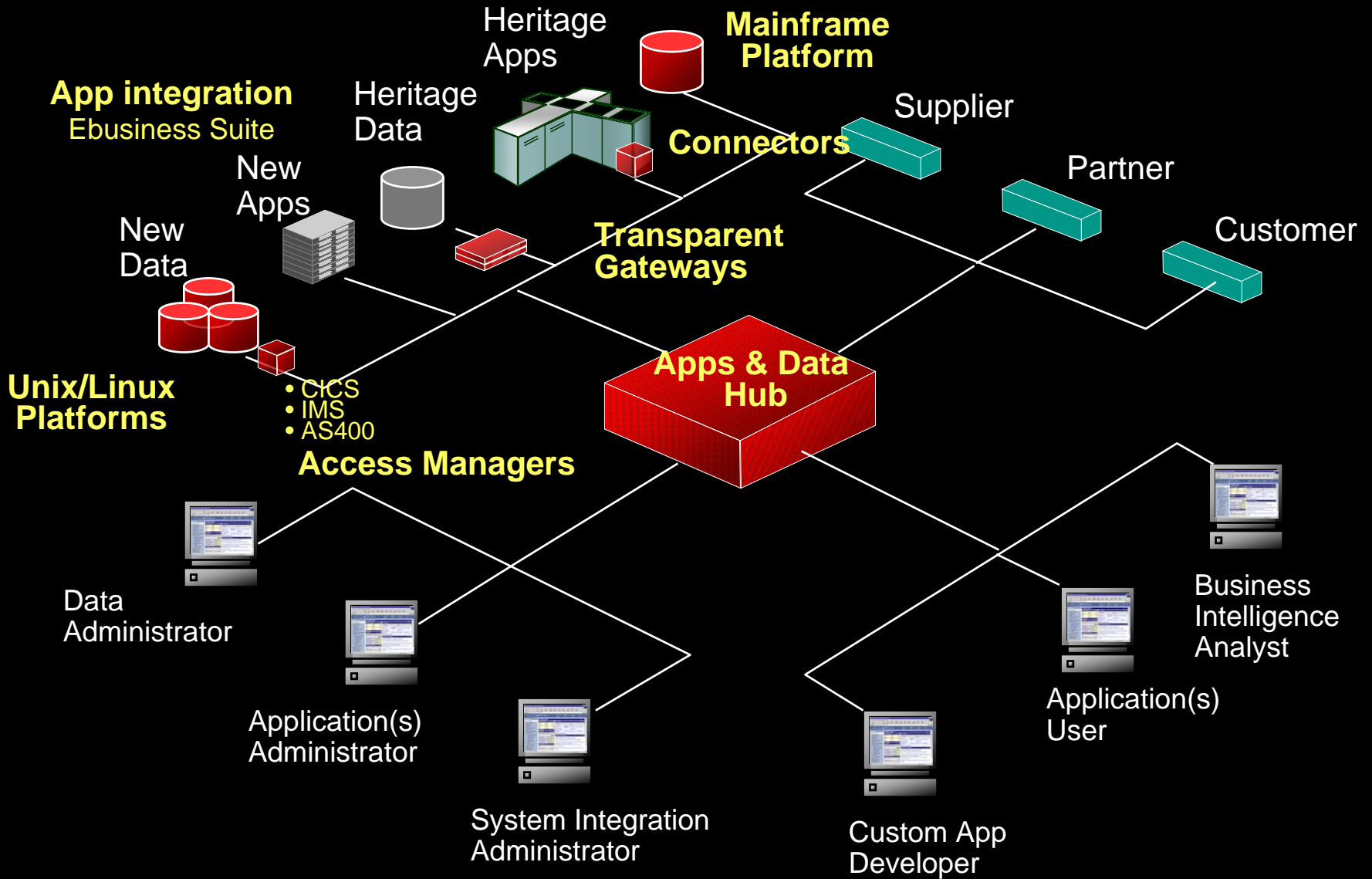
Integrating E-Business and Legacy Applications



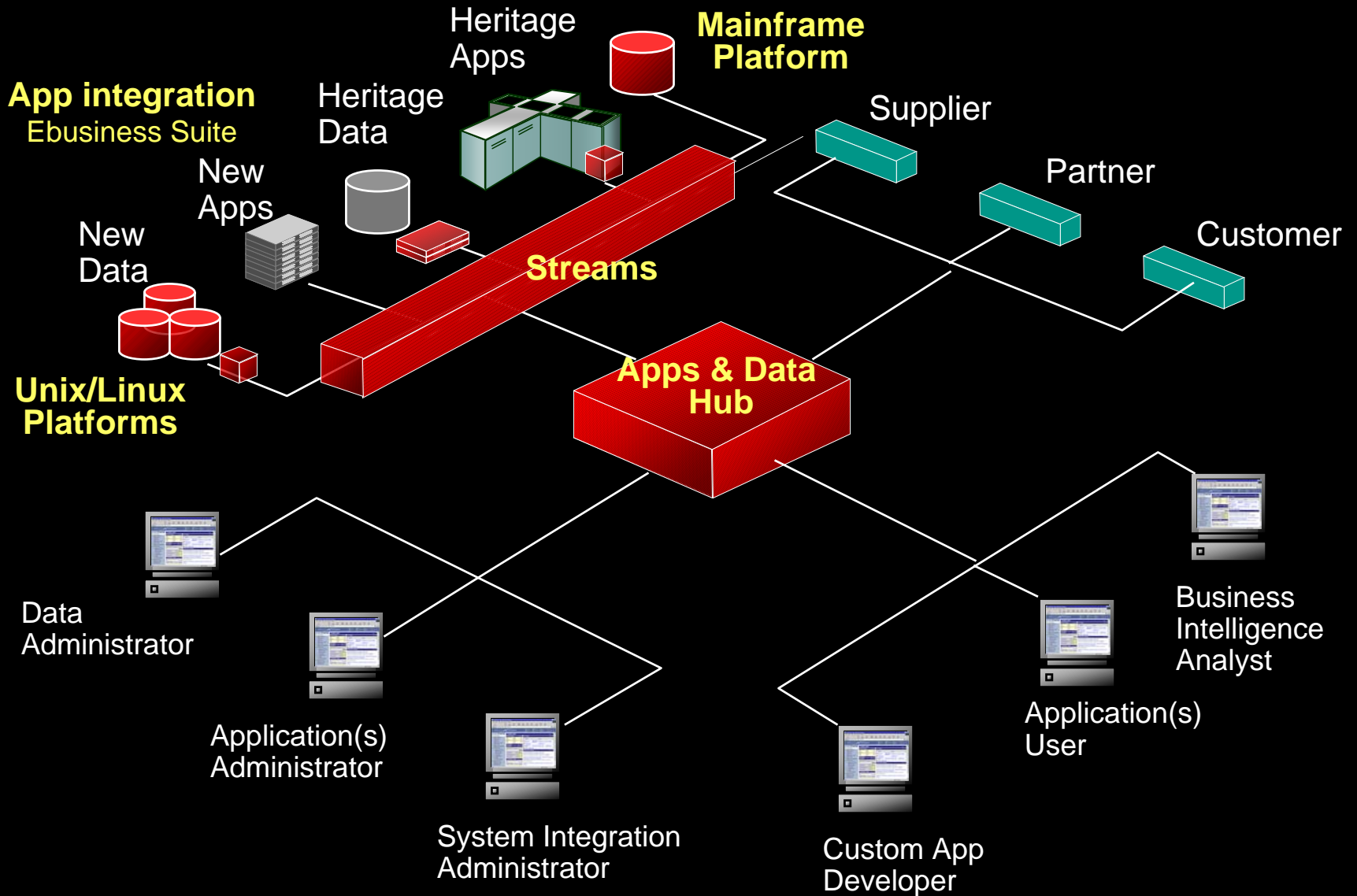
Integrating E-Business and Legacy Applications



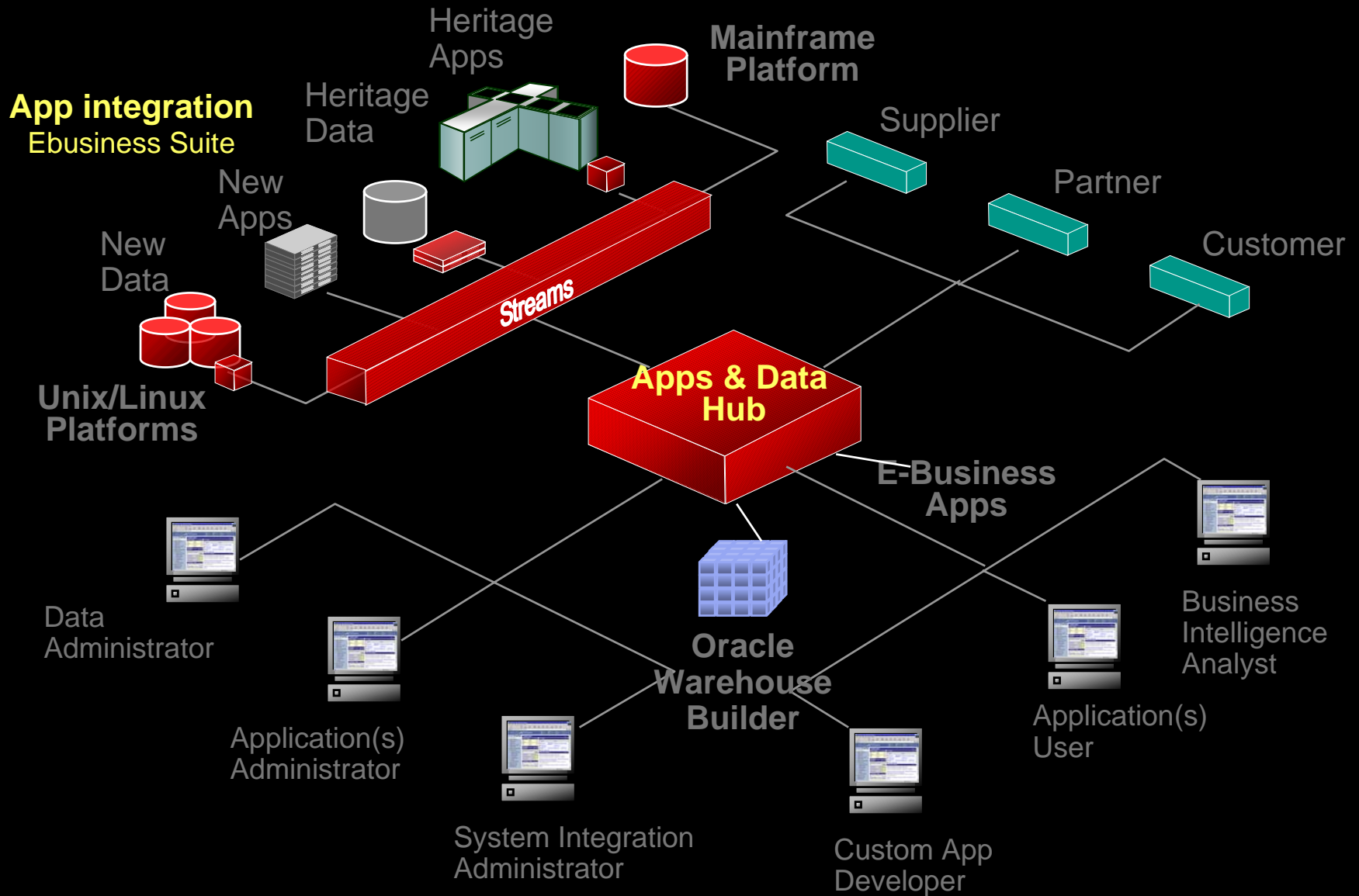
Integrating E-Business and Legacy Applications



Integrating E-Business and Legacy Applications



Integrating E-Business and Legacy Applications

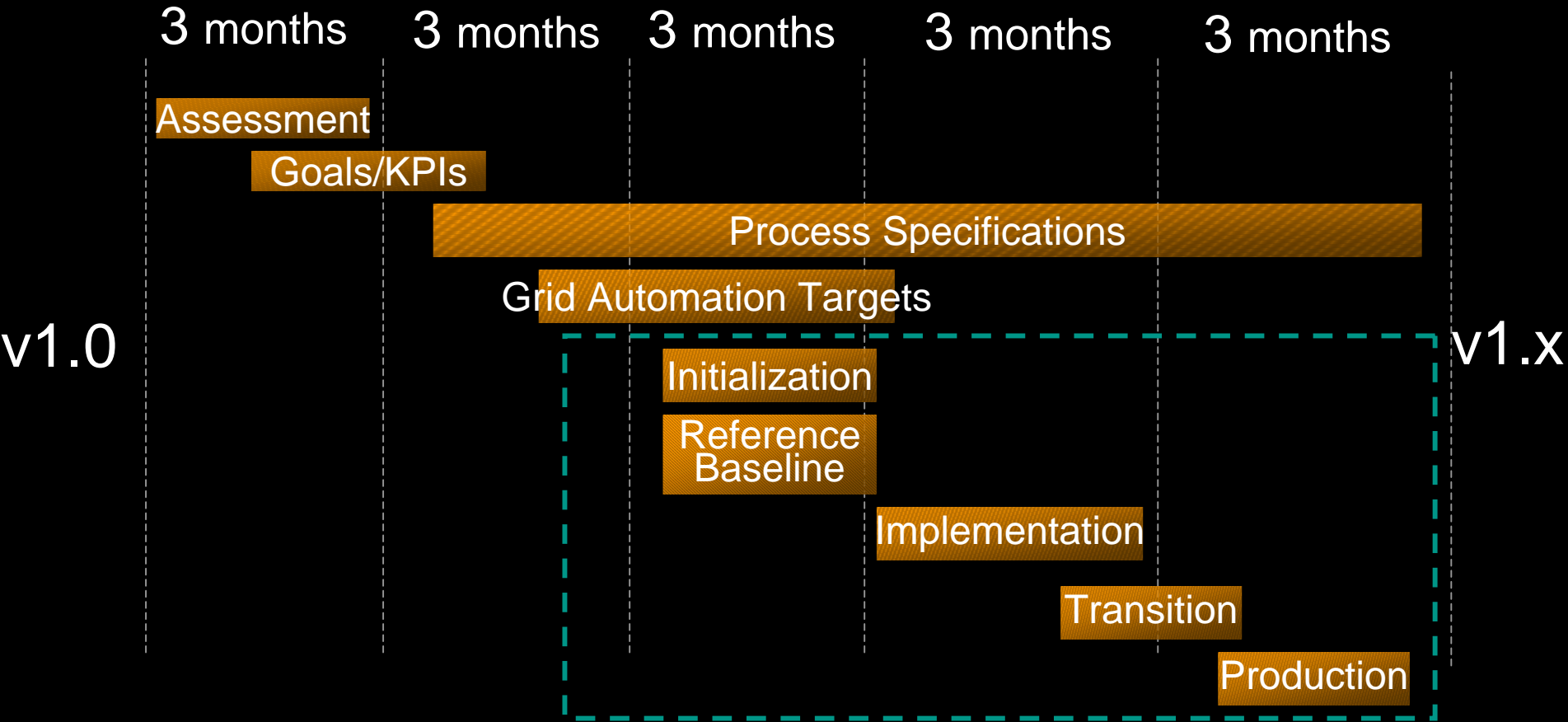


Oracle Mainframe Transformation Program

Oracle Mainframe Transformation Program

- **Scope:**
 - Increasing Value of Mainframe Legacy Data with Oracle Technologies
- **Goals:**
 - Assessment Services
 - Mainframe Transformation Goals & KPIs
 - Processes Specifications
 - Business Processes (acronym: Business Flows)
 - Support & IT Services (acronym: SW & HW Management Flows)
 - Target Processes for Grid Automation
 - Standardized
 - Reusable
 - Callable
 - Automatable

Roadmap – Version 1.0 & 1.x



Problems We Want To Solve

- **Short-term:**

- Existing mainframe data=>Large Investment
- How to provide a transitory mechanism to allow information to be defined and shared by a Federated Data Information Model (regardless of LOBs imperfections in structure and organization)?
- Transitory mechanism will provide much needed abstraction layer for long-term architecture
- Legacy Source Code (Cobol, Natural, JCL,...) retain some key business functions, how to provide a mechanism to web services them.

- **Long-term:**

- Common Customer Data Model with Oracle Customer Data Hub
- Shared Data Integration Grid between Legacy and New Platform(s)
- Integration & Orchestration of legacy process with new e-business process
- On-Demand Grid Resources and Services Shared Infrastructure

Oracle Mainframe Transformation Framework

How Oracle Transformation Framework is fitting the Zachman Framework?

Business View to Design View

	Entities (What)	Activities (How)	Location (Where)	People (Who)	Time (When)	Motivation (Why)	
Planner	Releases & Time-Boxes Driven						Scope
Owner	Goals, KPIs & Control Objectives Driven						Enterprise Model
Designer	<u>Grid Reference Model :</u> •Reference Configurations, Topologies •Reference Business Processes						System Model
Builder							<u>Grid Foundation Services:</u> •On Demand Services •Migration Factory Services
Sub Contract							
	Data	Function	Network	Organi zation	Schedule	Strategy	

Architecture Elements

Transformation Framework

Level I

Change Drivers

Level II

Strategic Framework

Level III

Mgmt Goals

Transition Stages Mgmt

Control Objectives

KPIs

Metrics

Projects

Projects Mapping

Release Roadmap

Time-Boxes Mgmt

Process Dashboards

- Standardized
- Reusable
- Callable
- Grid Automation

Level IV

Maturity Model

Processes

Technologies

Business Flows

Foundation Services

Oracle E-business Suite, CollabSuite

Process Mngr Gateways OWB B.I.


Oracle 10g DB, iAS Enterprise Grid

z/Linux, AIX, HPUX, SunOS, Win, Linux

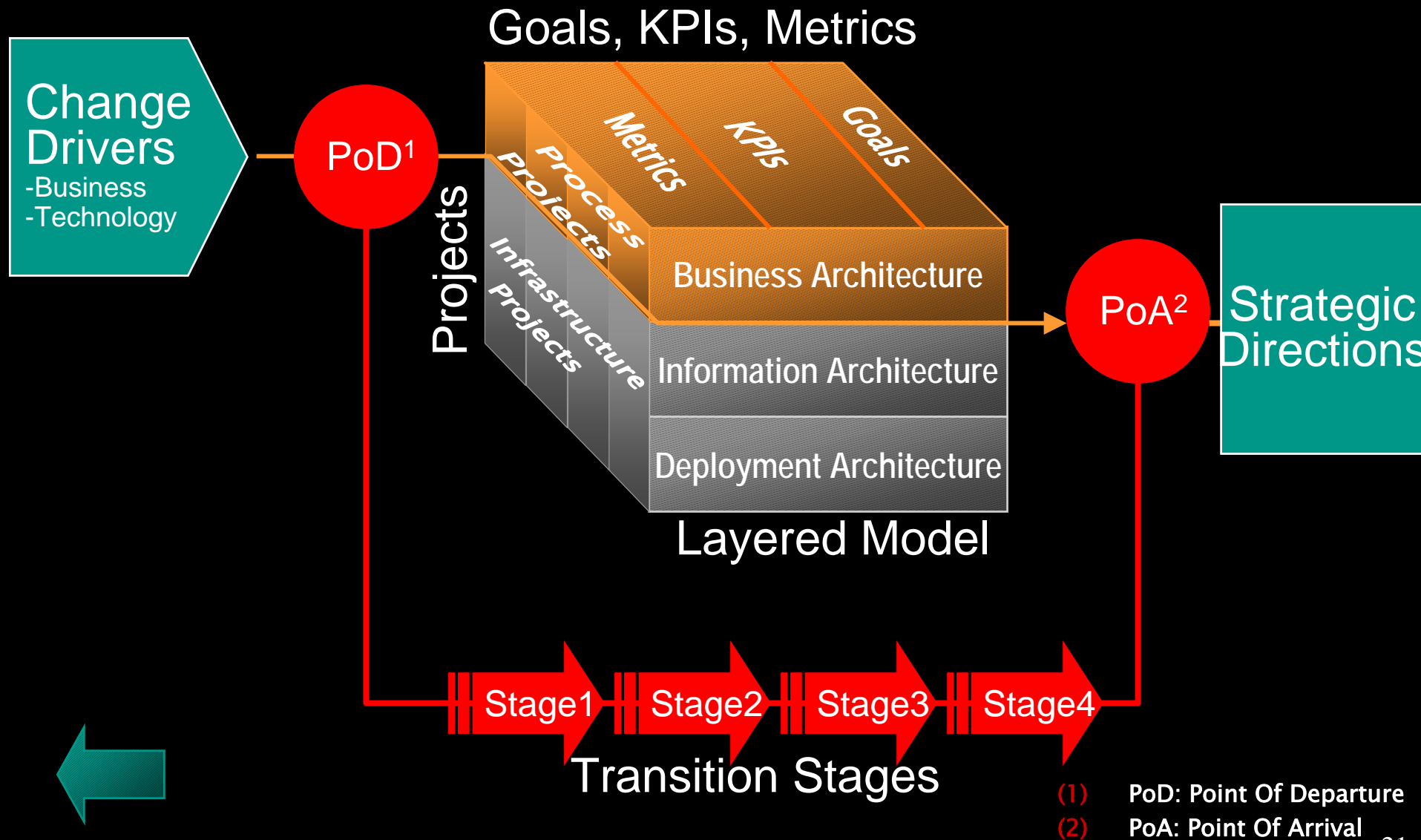
Level I – Change Drivers

- Highest Level
- [4] main Drivers influencing [6] Strategic Goals and applied to [14] Tactical Goals

DRIVERS, STRATEGY & TACTICS				
Drivers	<u>D1</u> : Deteriorating Legacy System	<u>D2</u> : Cost Reduction	<u>D3</u> :E-business	<u>D4</u> : Business Agility
Strategic Goals	<u>SG1</u> : Survival <u>SG2</u> : Operational Continuity	<u>SG03</u> : Reduce Operating Costs	<u>SG04</u> : Extend reach inside business <u>SG05</u> : Reach external to business	<u>SG06</u> : Position for new business (M&A)
Tactical Goals	<u>TG1</u> : Improved maintainability (documentation) <u>TG2</u> : Supportability <u>TG3</u> : Web enablement	<u>TG4</u> : Improve Server Utilization <u>TG5</u> : Improve Storage Utilization <u>TG6</u> : Decrease maintenance fees <u>TG7</u> : Reduce Operations Complexity	<u>TG8</u> : New customers/users <u>TG9</u> : Better Ebusiness services, Cheaper, Faster <u>TG10</u> : Reduce customer acquisition costs <u>TG11</u> : Brand enhancement	<u>TG12</u> : Reusable Building Blocks <u>TG13</u> : Integration with Business Partners systems <u>TG14</u> : Reduce Time-to-market

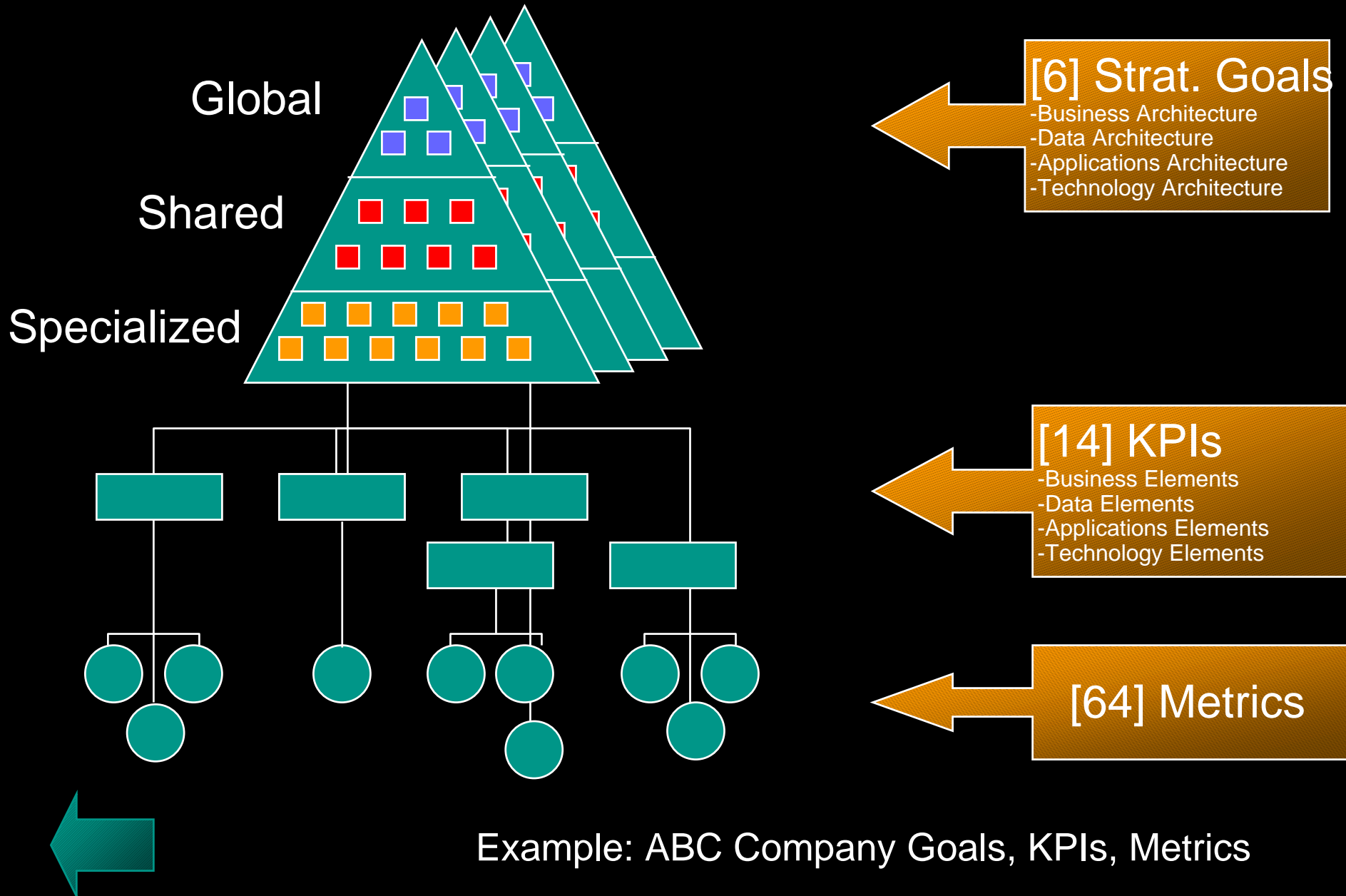


Level II – Strategic Framework

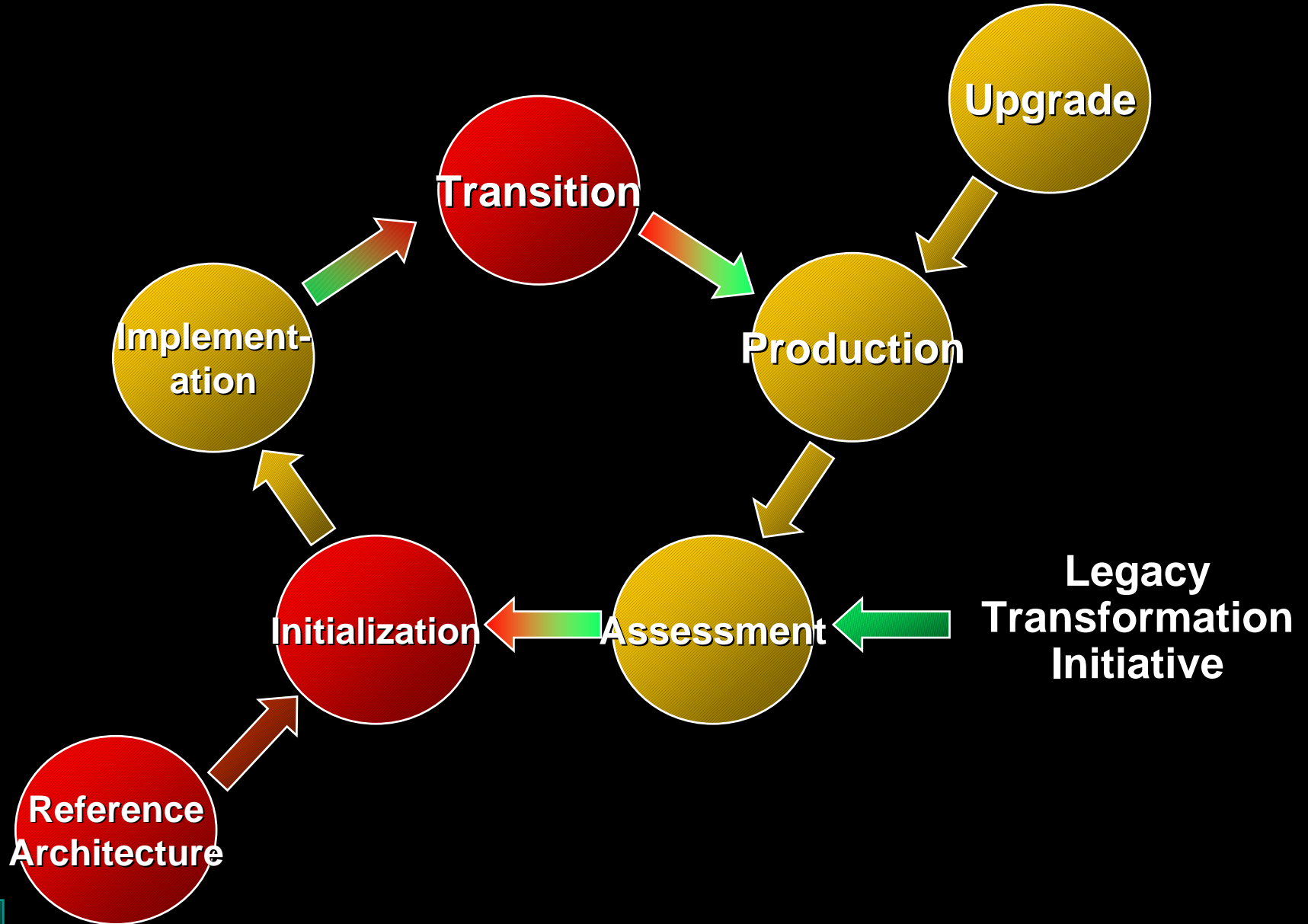


(1) PoD: Point Of Departure
(2) PoA: Point Of Arrival

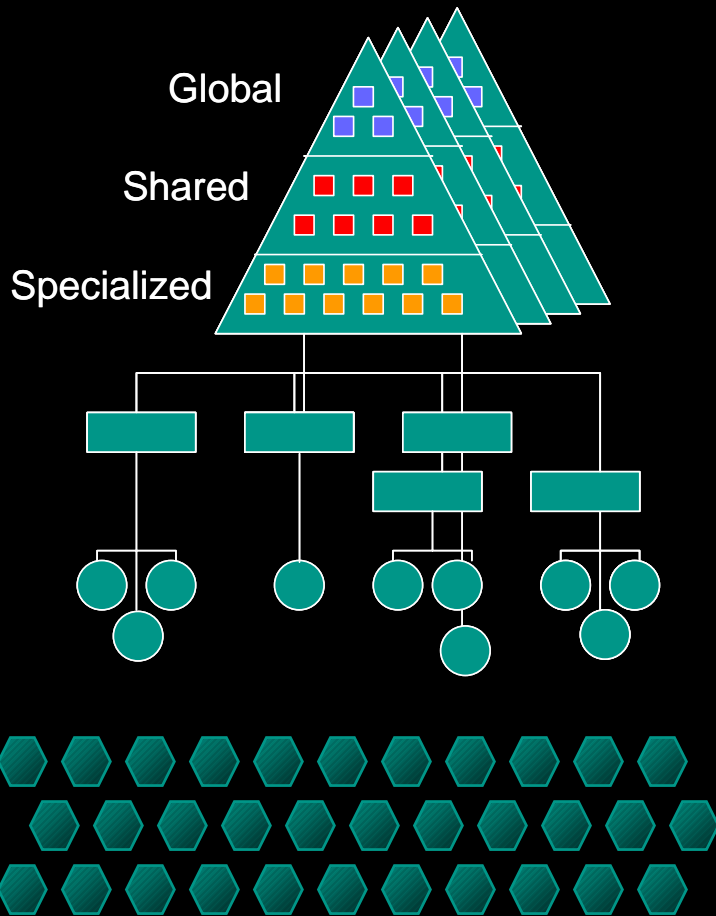
Level III: Goals, KPIs, Metrics



Level III: Transition Stages Management



Level III: Control Objectives



[6] Strat. Goals

- Business Architecture
- Data Architecture
- Applications Architecture
- Technology Architecture

[14] KPIs

- Business Elements
- Data Elements
- Applications Elements
- Technology Elements

[64] Metrics

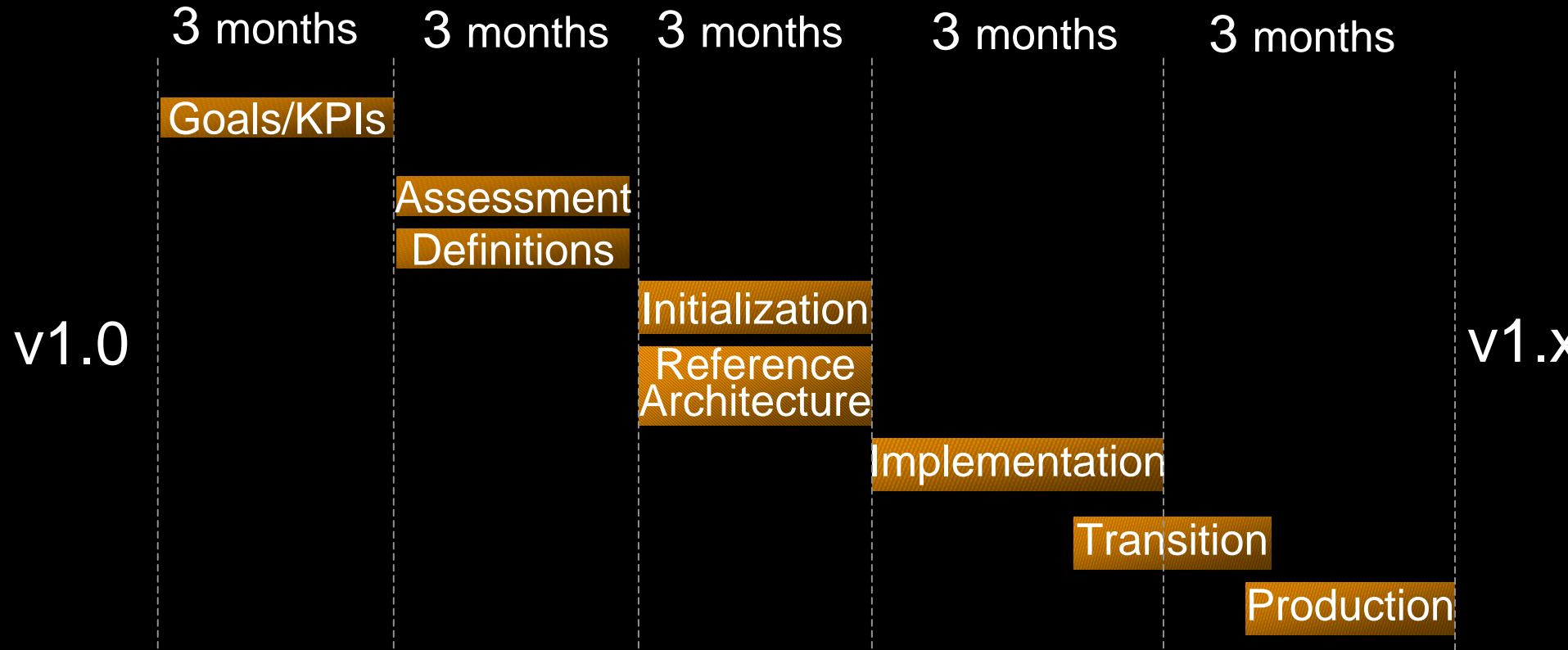
[262] Control Objectives

Process Dashboard

Grid Foundation Services	Category	Target		Key Performance Indicators
		Red	Green	
Problem Management	Performance	<80%	80-100%	% of incident logged by helpdesk
	Quality	<80%	80-100%	% Root Cause Known withing target times(Ref. Config= 1 day, Non Ref. Config= 15 days, External: 30 days)
	Compliance	<95%	95-100%	% Non Repeating Errors permanently fixed
Configuration Management	Performance	<90%	90-100%	% of deviations measured by configuration mgmt board
	Compliance	<98%	98-100%	% of components in compliance to Reference Configuration


Appendices

Time-Boxes Project Management



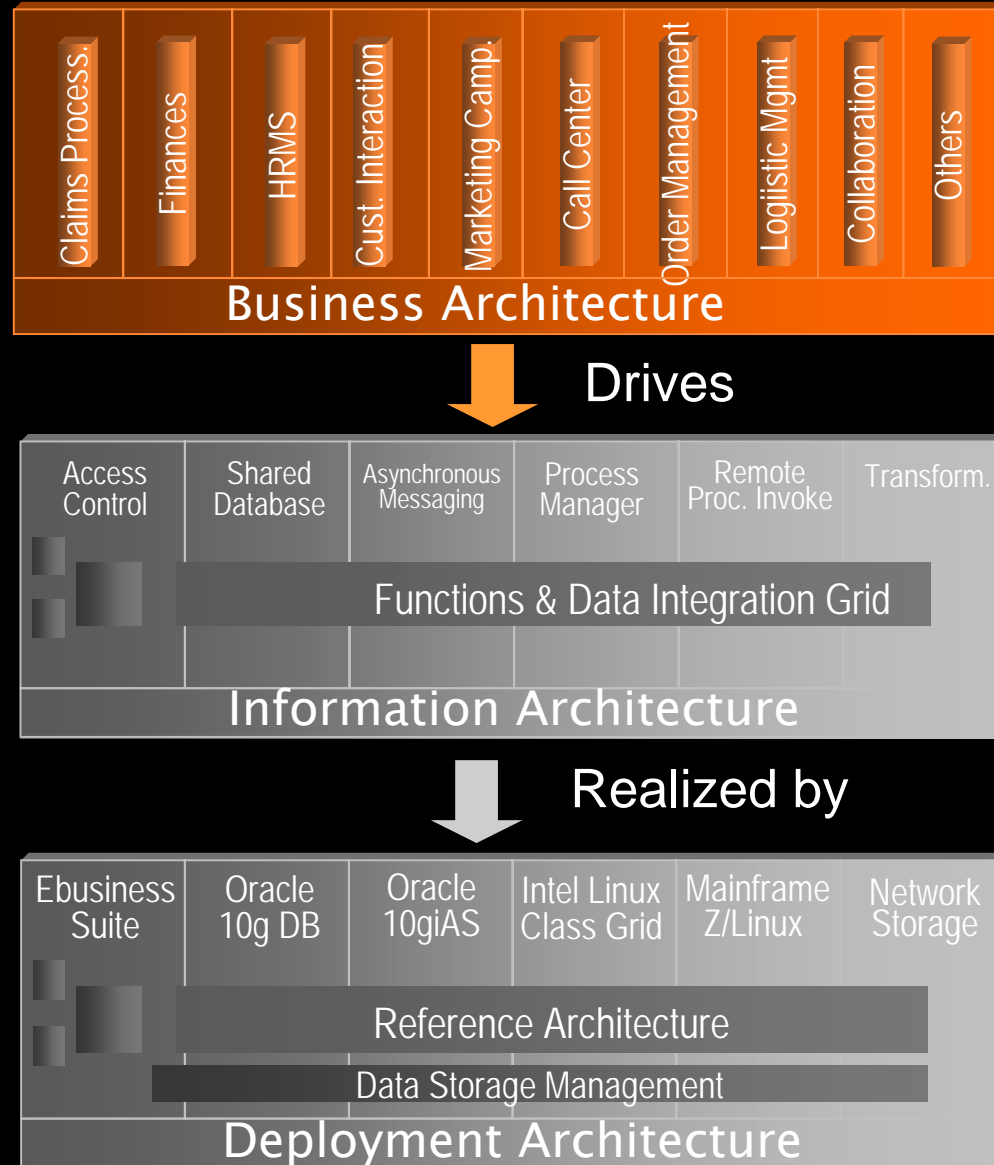
Strategic Goals
• Sponsorship
• KPIs/Metrics

Complexity Assessment
• Legacy Artifacts
• Reusability
• Replacement

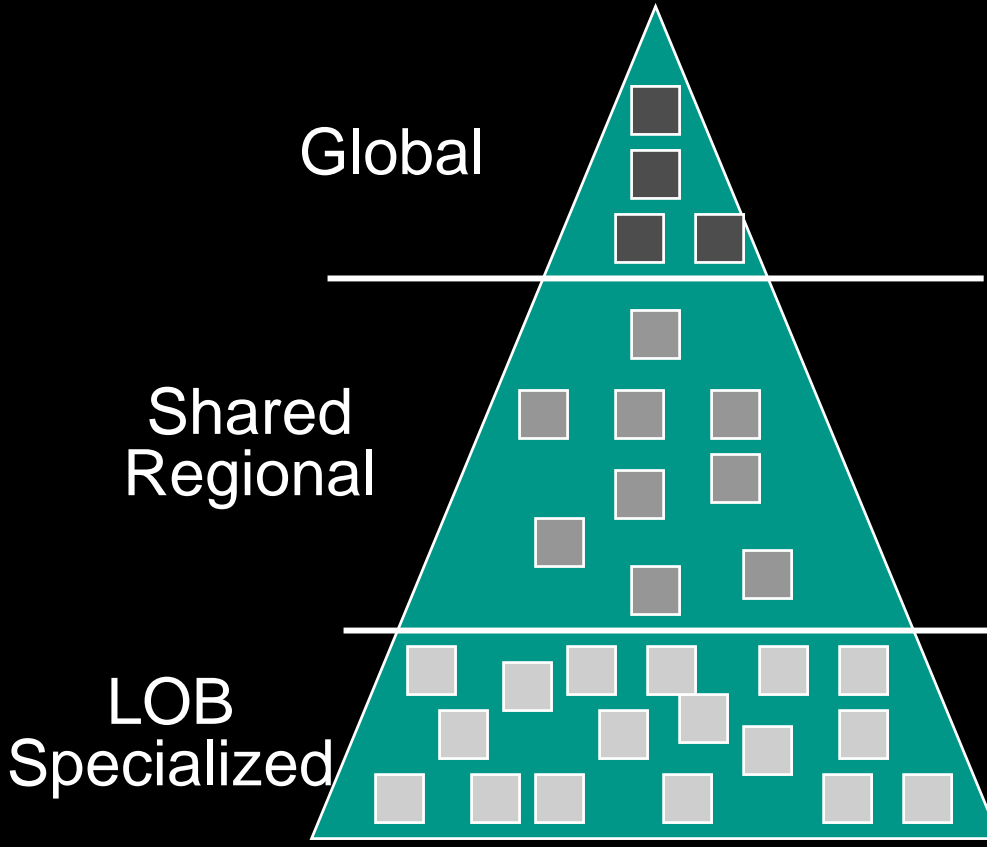
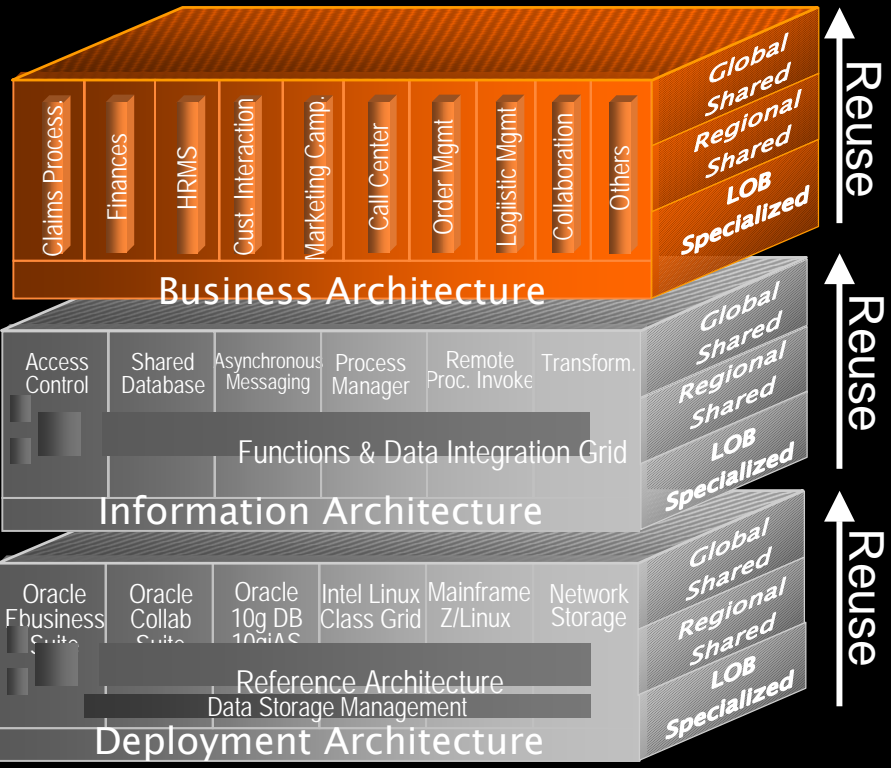


Layered Model

- **Decouple**
 - Business functions from applications
 - Applications from HW
 - IT operation services from Apps/HW
- **Promote/Enable**
 - Standardization
 - Reusability Levels
 - Specialization
 - Auditability
- **Standard Building Blocks**
 - Standard Unit of Computing
 - Standard Unit of Work
 - Charge-back (if needed)



Segmented into Levels of Reusability



■ ■ ■ Elements

Use Case: Company ABC

Problem we want to solve

PROBLEM

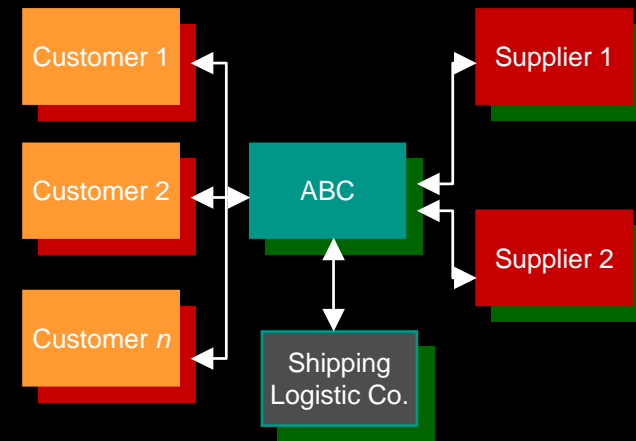
- zSeries hardware & software costs
- Software AG raised maintenance and support pricing
- Mainframe expertise is diminishing
- Natural/Adabas expertise is diminishing
- Multiple Oracle platforms and releases cause maintenance headache

OPPORTUNITY

- Open systems is the direction
- Mainframe & costs eliminated
- Software AG to be eliminated
- Single platform to maintain
- Flexible architecture
- Reduced administration
- Increased productivity
- All mainframe applications will be reengineered

ABC Company Mainframe transformation

- Strategic Goals
 - Goal 1: Consolidate islands of computing
 - Goal 2: Reduce time to market
 - Goal 3: Reduce maintenance costs
 - Goal 4: Reduce IT complexity



Example: Goals, KPIs, Metrics

Strategic Goals	Projects Type	Cost Elements	KPI	Metrics	PoD ¹	PoA ²	Savings	P ³
1. Consolidate Islands of Computing	INFRA001: Improve Server & Storage Utilization	HW	<ul style="list-style-type: none"> • Server Efficiency • Storage Efficiency 	<ul style="list-style-type: none"> • Avg. CPU Utilization (%) • Avg. Storage Utilization(%) 	<ul style="list-style-type: none"> • 15% • 35% 	<ul style="list-style-type: none"> • 60% • 50% 	\$40M	1
	INFRA002: Decrease HW maintenance fees	HW	<ul style="list-style-type: none"> • Server Maint. • Storage Maint.(local server storage only) 	<ul style="list-style-type: none"> • Maint. Cost per TPC used (\$Maint/TPC) • Maint. Cost per GB used (\$Maint/GB) 	<ul style="list-style-type: none"> • \$3.2 • \$150 	<ul style="list-style-type: none"> • \$2 • \$85 	\$10M	3
2. Reduce Time-To-Market	PROC001: Improve Speed to Go Live.	STAFF	<ul style="list-style-type: none"> • Speed-To-Provision Infrastructure • Speed-To-Provision Applications 	<ul style="list-style-type: none"> • Minutes per provisioning Events HW (Servers, Network, Storage) • Minutes per provisioning SW (apps, patches) 	<ul style="list-style-type: none"> • 10 days • 11 days 	<ul style="list-style-type: none"> • 3 days • 15 mn. 	\$9M	4
3. Reduce IT Operations Complexity	PROC002: Standardize & Automate Problem, Change, Performance Management Processes	STAFF	<ul style="list-style-type: none"> • DBA productivity • SA productivity 	<ul style="list-style-type: none"> • Avg DBA : :# of mgmt app instances • Avg SA : # Provisioned HW (incl. NW & STOR) 	<ul style="list-style-type: none"> • 1:3 • 1:50 	<ul style="list-style-type: none"> • 1:20 • 1:100 	\$20M	2

- (1) PoD: Point Of Departure
- (2) PoA: Point Of Arrival
- (3) P: Priority



ABC Use Case

Current

Future

